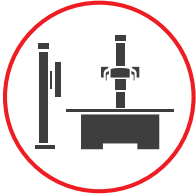




X-Ray Grid



Radiography System



Software



Computed Radiography



Processor



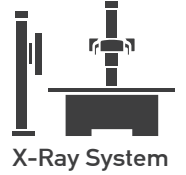
X-Ray Accessories



RF Treatment



Diagnostics



X-Ray System



for Medical




Clear Vision **DRE series**
Economic Digital Radiography System



Clear Vision **DRE series**

DRE 140 / DRE 150



Economic Digital Radiography system

This digital radiography system using state of art flat panel detectors allows to take full advantage of the benefits in the modern hospital environments in small budget.

Operation Software

ExamVue software presents a comprehensive set of X-ray image analysis tools through the use of an fast and easy-to-use interface. ExamVue offers high performance image processing and measurement functions.

X-ray Generator

High frequency generator ensures minimum patient dose, excellent reproducibility, and superior image contrast.

Flat panel detector

Flat panel detector for digital radiographic applications delivers high sensitivity, high resolution, low noise and superb image quality. Portable flat panel detector provides unlimited clinical applications.

Tube stand



Ergonomically designed tube stand provides the operator with faster and easier movement for table and stand examinations.

Bucky stand

Wide range of vertical travel (400 ~ 1,800mm) allows exposures to be carried out from the cervical spine to the lower extremities.

Bucky table

The robust table design allows the examination of obese patients, with a table weight capacity of up to 150kg. Due to the footswitch integrated into the table base the operator can care the patient safely without any unexpected movement of the tabletop.



The system can be used as a dual 17" X 17" detector system or a single 14" X 17" detector system.

Specifications of the system

Generator	DRE140	DRE150
Max. Output	40kW	50kW
mA range	10 ~ 500mA	10 ~ 630mA
kV range	40 ~ 125kV	40 ~ 150kV
mAs range	0.4 ~ 630mAs	0.1 ~ 630mAs
Power supply	1Ø 220VAC 50/60Hz	3Ø 380VAC 50/60Hz
Exposure time	0.004 ~ 10sec	0.001 ~ 6.3sec
No. of APR	216	1,024
Option	AEC	AEC/ High speed rotor/ DAP

X-ray tube	DRE140	DRE150
Focal spot	1.0/2.0mm	0.6/1.2mm
Anode heat capacity	100kJ (140kHU)	210kJ (300kHU)
Target angle	16°	12°
Voltage range	40 - 125kV	40 - 150kV
Weight	16kg	18kg
Permanent filtration	0.9mmAl	0.9mmAl

Specifications of the system

Flat panel detector	DRE140/150	DRE140/150
Scintillator	CsI	CsI
Pixel pitch	143µm	143µm
Resolution	3.7lp/mm	3.7lp/mm
MTF	36% (2.0lp/mm, 70kVp, 1x1)	36% (2.0lp/mm, 70kVp, 1x1)
DQE	70%	70%
Active Area	43 x 43.9cm	35 x 43cm
Pixel matrix	3,008 x 3,072	2,448 x 2,984
AD conversion	14 bits	16 bits
Energy range	40 ~ 150kVp	40 ~ 150kVp
Power supply	1Ø 100 ~ 240VAC 50/60Hz	1Ø 100 ~ 240VAC 50/60Hz
Dimension	512 x 495 x 43mm	460 x 384 x 15mm
Weight	16kg	3kg

Collimator	DRE140/150
Power supply	1Ø 24VAC 50/60Hz
Max. kVp shield	150kV
Max. field size	35 x 35cm at SID 65cm
Inherent filtration	1.2mmAl
Lamp luminosity	Over 160Lux
Lamp time	30sec
Field size control	Manual

Specifications of the system

Tube stand

Vertical travel distance	1,400mm
Transverse travel distance	260mm
Min. Tube height (from floor)	550mm
Max. Tube height (from floor)	1,950mm
Column rotation	±90°
Tube rotation	±180°
Longitudinal travel distance	2,400 ~ 3,000mm (floor ceiling fixed type) 1,500mm (floor fixed type)
Power supply	24VDC, 3A
Weight	200kg (with rails)
Application	DRE140/150



Bucky stand

Vertical travel distance	1,400mm
Min. Bucky height (from floor)	400mm
Max. Bucky height (from floor)	1,800mm
Power supply	1Ø 16 ~ 24VAC 50/60Hz
Weight	120kg
Application	DRE140/150



Bucky table

Table top size	2,000 x 745mm
Table top height	670mm
Table top material	Acryl
Longitudinal Travel distance	±280mm
Transverse travel distance	±140mm
Bucky travel distance	±230mm
Max. patient weight	Max. 150kg
Power supply	1Ø 220VAC 50/60Hz
Weight	160kg
Application	DRE140/150



Types of system



Clear Vision **DRE 140/150**

Single Detector (14" X 17" or 17" X 17")

Bucky Stand

+

Tube Stand system

Configuration

Bucky stand, Tube stand(floor mounted or floor ceiling),
Generator, PC&Monitor, Acquire software, Flat Panel Detector, Collimator

Clear Vision **DRE 140/150**

Single Detector (14" X 17" or 17" X 17")

Tube Stand

+

Bucky Table(4way) system

Configuration

4Way Bucky table, Tube stand(floor mounted or floor ceiling),
Generator, PC&Monitor, Acquire software, Flat Panel Detector, Collimator

Clear Vision **DRE 140/150**

Single Detector (14" X 17" or 17" X 17")

Dual Detector (14" X 17" or 17" X 17")

Bucky Stand

+

Tube Stand

+

Bucky Table(4way) system

Configuration

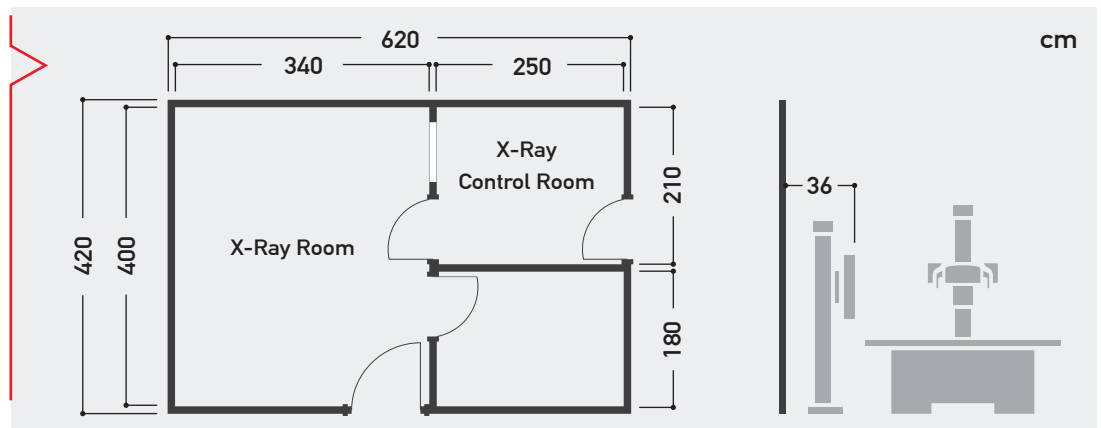
4Way Bucky table, Bucky stand, Tube stand(floor mounted or floor ceiling),
Generator, PC&Monitor, Acquire software, Flat Panel Detector, Collimator

Clear Vision DRE series | Economic Digital Radiography System

Configuration of the system

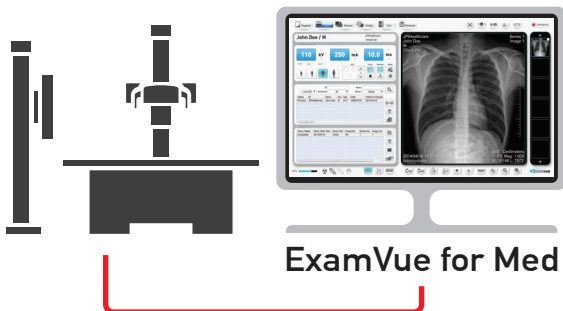
Components	DRE140 with fixed dual FPD	DRE140 with portable FPD (★ with CR/film)	DRE150 with fixed dual FPD	DRE150 with portable FPD (★ with CR/film)
40kW Generator	✓	✓ ✓	-	-
50kW Generator	-	-	✓	✓ ✓
17" x 17" Flat panel detector	✓	-	✓	-
14" x 17" Flat panel detector	-	✓	-	✓
150kV X-ray tube	-	-	✓	✓ ✓
125kV X-ray tube	✓	✓ ✓	-	-
Basic Configuration	★ Tube stand, Bucky stand, Bucky table, PC & monitor, Acquisition Software ★ upgradable to floor mounted Tube stand ★ for international sales			

Recommended Installation Room Layout



ExamVue Software

for Medical



ExamVue for Med

Optimized UI design for Touch screen

Multi-task Patient

Imaging and Annotation Tools
(Window level, Zoom, Pan, Crop, Invert, Rotation, Angle, Label, Text)

Powerful User Features
(Image stitching, Image import / export, Image comparison, Multi view, Image expansion, Full screen, Auto collimation, Reject/Accept)

Smart Window Level

DICOM3.0 Compatibility

Post Image processing mode for each body part

Changeable Skin color (Green Tea, Strawberry, Mint, Chocolate, Banana, Vanilla)

JPI Healthcare Co.,Ltd.

608-ho, 28, Digital-ro 33-gil, Guro-gu, 08377 Seoul, Korea

Tel : 82-2-2108-2580 Fax : 82-2-2108-1180

Web : www.jpi.co.kr

